



# INDEX

SHAPES AND DIMENSIONS..... 1

PART NUMBER CODE ..... 2

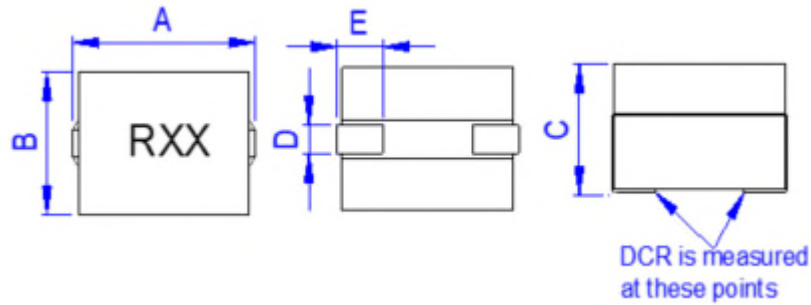
ELECTRICAL CHARACTERISTICS ..... 3

REEL DIMENSIONS AND PACKAGING QUANTITY ..... 4



## SMT Power Inductor SIH100865-R48 Series

### ■ SHAPES AND DIMENSIONS

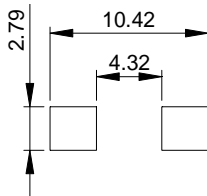


Unit: mm

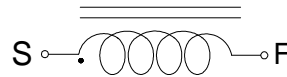
P/N	A max	B max	C Max	D	E
SIH100865-R48	10.41	8.0	6.5	2.3 ± 0.2	2.54 ± 0.3

Marking : RXX = Inductance

Recommend PAD Layout



Equivalent circuit





## PART NUMBER CODE

**SIH**   **100865**   -   **R12**   **L**   **A**   -   **R48**  
**1**        **2**                    **3**    **4**    **5**                    **6**

1. Series Name
2. Size Code
3. Inductance(R=Decimal Point) Unit : nH ; R12 = 0.12uH = 120nH
4. Inductance tolerance: "L"±15%.
5. Soldering : A=Lead Free
6. Special code



## ■ ELECTRICAL CHARACTERISTICS

### 1. Part Number and Characteristics Table

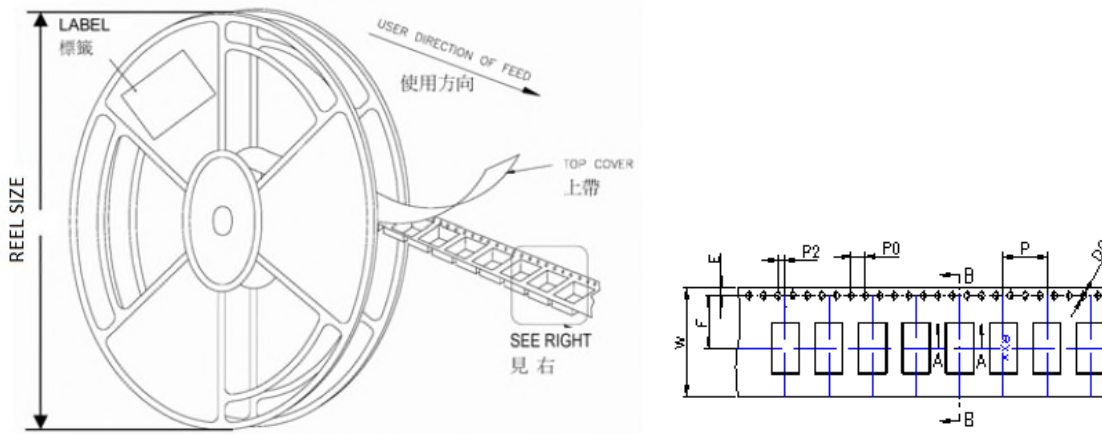
Part number	Initial Inductance (nH)	Tolerance (±%)	DCR (mΩ)	1-Saturation Current @25°C (Amps)(typ)	Temperature Rise Current (Amps)(typ)
SIH100865-R12LA-R48	120.0	15	0.48 ± 8%	74	40
SIH100865-R14LA-R48	140.0	15	0.48 ± 8%	66	40
SIH100865-R15LA-R48	150.0	15	0.48 ± 8%	63	40
SIH100865-R17LA-R48	170.0	15	0.48 ± 8%	55	40
SIH100865-R22LA-R48	220.0	15	0.48 ± 8%	43	40
SIH100865-R30LA-R48	300.0	15	0.48 ± 8%	30	40

Note:

- Initial Inductance: Testing at 100 KHz / 1.0 Vrms.
- Saturation Current: DC current that will cause initial Inductance to drop approximately 20%.
- Temperature Rise Current: DC current that will cause an approximate ΔT of 40°C.
- All test data is referenced to 25°C ambient.
- Operating temperature : -40~+125°C (Including self - temperature rise).



## REEL DIMENSIONS AND PACKAGING QUANTITY



Unit: mm

TYPE	W	P	REEL SIZE	PCS / REEL
SIH100865-R48	24	12	330 mm (13")	800