



INDEX

SHAPES AND DIMENSIONS..... 1

PART NUMBER CODE 2

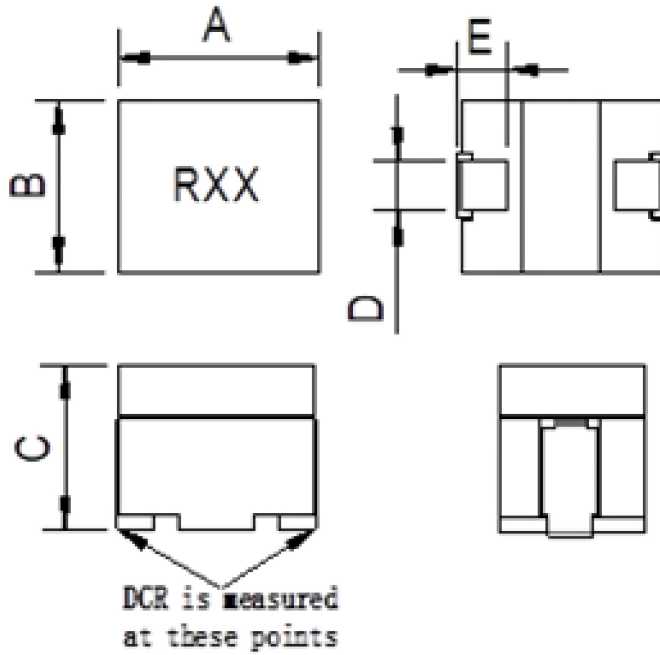
ELECTRICAL CHARACTERISTICS 3

REEL DIMENSIONS AND PACKAGING QUANTITY 4



SMT Power Inductor SIC100808-R18 series

■ SHAPES AND DIMENSIONS

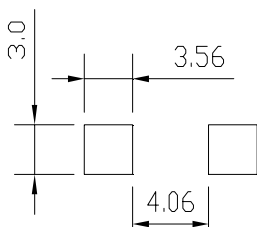


Unit: mm

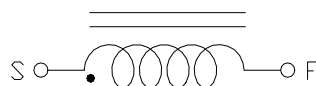
P/N	A Max	B Max	C Max	D	E
SIC100808-R18	10.0	8.0	8.1/8.0	2.2 ± 0.25	2.5 ± 0.25

Marking : XXX = Inductance

Recommend PAD Layout



Equivalent circuit





■ PART NUMBER CODE

SIC **100808** - **R10** **K** **A** - **R18**
1 **2** **3** **4** **5** **6**

1. Series Name
2. Size Code
3. Inductance(R=Decimal Point) Unit : nH ; R10 = 0.10uH = 100nH
4. Inductance tolerance: "K"±10%; L"±15%
5. Soldering : A=Lead Free
6. Special code



■ ELECTRICAL CHARACTERISTICS

1. Part Number and Characteristics Table

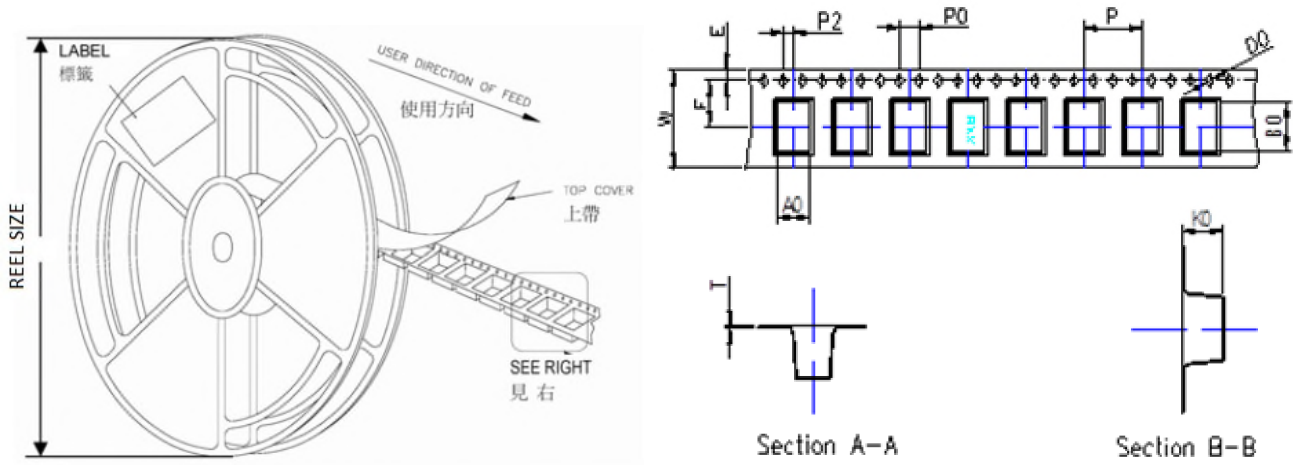
Part number	Initial Inductance (nH)	Tolerance (±%)	DCR (mΩ)	1-Saturation Current @25°C (Amps)(typ)	2-Saturation Current @100°C (Amps)(typ)	Temperature Rise Current (Amps)(typ)	Dim C (mm)
SIC100808-R10KA-R18	100.0	10	0.18±5%	100+	100	70	8.1
SIC100808-R12KA-R18	120.0	10	0.18±5%	94	84	70	8.0
SIC100808-R15KA-R18	150.0	10	0.18±5%	80	69	70	8.0
SIC100808-R18KA-R18	180.0	10	0.18±5%	64	50	70	8.0
SIC100808-R22LA-R18	220.0	15	0.18±5%	60	45	70	8.0
SIC100808-R30LA-R18	300.0	15	0.18±5%	39	33	70	8.0
SIC100808-R40LA-R18	400.0	15	0.18±5%	21	16	70	8.0

Note:

- Initial Inductance: Testing at 100 KHz / 1.0 Vrms.
- Saturation Current: DC current that will cause initial Inductance to drop approximately 20%.
- Temperature Rise Current: DC current that will cause an approximate ΔT of 40°C.
- All test data is referenced to 25°C ambient.
- 2-Saturation Current test data is referenced to 100°C ambient.
- Operating temperature : -40~+125°C (Including self - temperature rise).



REEL DIMENSIONS AND PACKAGING QUANTITY



Unit: mm

TYPE	W	P	REEL SIZE	PCS / REEL
SIC100808-R18	24	12	330 mm (13")	600