



# INDEX

SHAPES AND DIMENSIONS..... 1

PART NUMBER CODE ..... 2

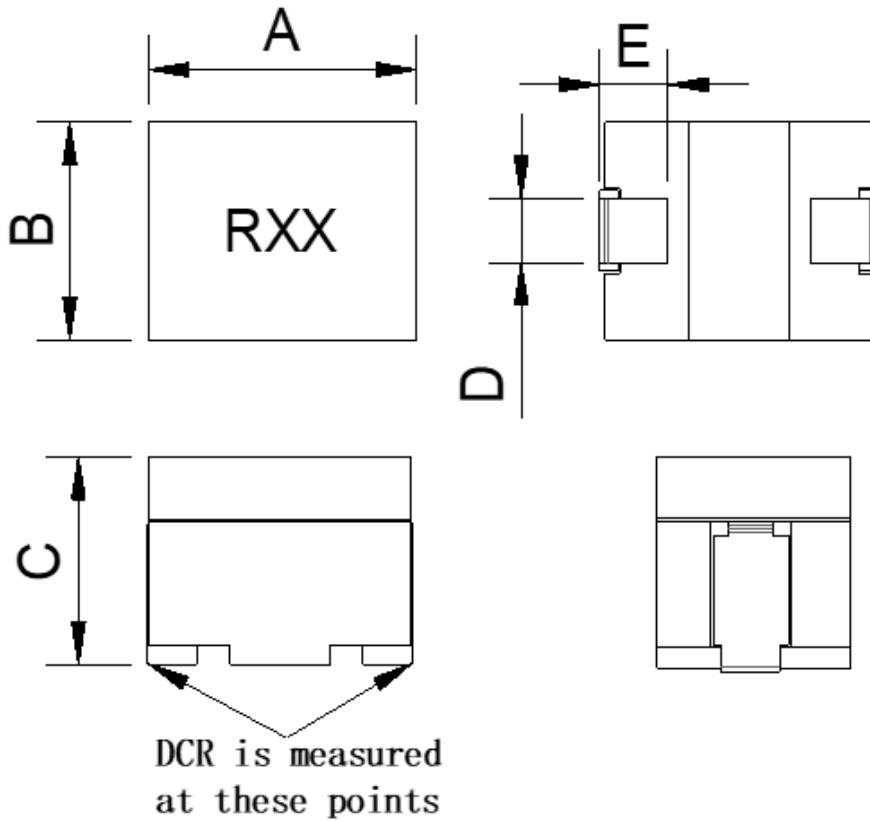
ELECTRICAL CHARACTERISTICS ..... 3

REEL DIMENSIONS AND PACKAGING QUANTITY ..... 4



## SMT Power Inductor SIC100808-R15 series

### ■ SHAPES AND DIMENSIONS

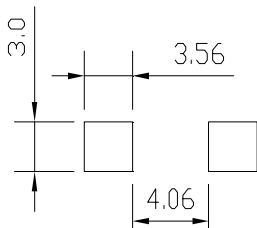


Unit: mm

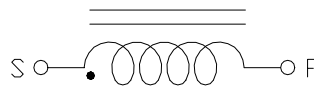
P/N	A Max	B Max	C Max	D	E
SIC100808-R15	10.0	8.1	8.0	2.4 ± 0.25	2.5 ± 0.25

Marking : XXX = Inductance

Recommend PAD Layout



Equivalent circuit





## ■ PART NUMBER CODE

SIC   100808   -   R12   K   A   -   R15  
**1**        **2**                    **3**    **4**    **5**                    **6**

1. Series Name
2. Size Code
3. Inductance(R=Decimal Point)    Unit : nH ; R12 = 0.12uH = 120nH
4. Inductance tolerance: "K"±10%
5. Soldering : A=Lead Free
6. Special code



## ■ ELECTRICAL CHARACTERISTICS

### 1. Part Number and Characteristics Table

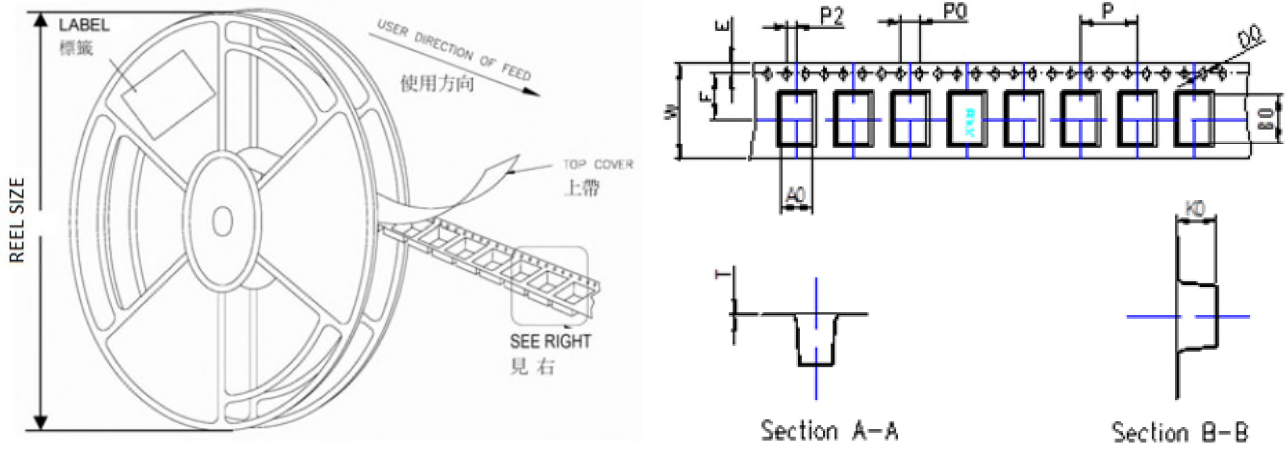
Part number	Initial Inductance (nH)	Tolerance (±%)	DCR (mΩ)	1-Saturation Current @25°C (Amps)(typ)	2-Saturation Current @100°C (Amps)(typ)	Temperature Rise Current (Amps)(typ)
SIC100808-R12KA-R15	120.0	10	0.15± 5%	100	80	75
SIC100808-R15KA-R15	150.0	10	0.15± 5%	80	60	75
SIC100808-R18KA-R15	180.0	10	0.15± 5%	70	50	75

Note:

- Initial Inductance: Testing at 100 KHz / 1.0 Vrms.
- Saturation Current: DC current that will cause initial Inductance to drop approximately 20%.
- Temperature Rise Current: DC current that will cause an approximate ΔT of 40°C.
- All test data is referenced to 25°C ambient.
- 2-Saturation Current test data is referenced to 100°C ambient.
- Operating temperature : -40~+125°C (Including self - temperature rise).



## REEL DIMENSIONS AND PACKAGING QUANTITY



Unit: mm

TYPE	W	P	REEL SIZE	PCS / REEL
SIC100808-R15	24	12	330 mm (13")	600